

**Racing to English
Activity 5b**

Fruit photoset

TEACHERS' NOTES

This photoset includes:

- A set of photo cards and matching word cards
- A page of the Racing to English Picture Dictionary
- Worksheets for oral and written work

The photos and word/sentence cards can be used in many ways e.g.

ACTIVITY 1 – TURN AND ASK

Learners work in pairs and take it in turns to take a picture card and ask their partner "What's this?" etc.

ACTIVITY 2 – VISIBLE PAIRS (a game for two to four players)

1. Spread out the photo and word cards face down on the table (NB – For younger children use two sets of the photo cards).
2. Take it in turns to turn over one (Yes **ONE**) card. **Leave the card face up.**
3. If **any** two cards match then the player who has just turned over a card **must name** the object and can then take those two cards.
4. The player with the most cards at the end is the winner.

WORKSHEETS

Worksheet 1: Copy work: This is some copy work for less literate learners. Ensure that learners can use the vocabulary orally before doing the copying.

Worksheet 2: Translating, matching and wordsearches. This worksheet asks learners to (A) match words and pictures by drawing lines from one to the other, (B) to translate key vocabulary into their first language and (C) to find some words in a wordsearch.

Worksheets 3/4: Interactive worksheets: These worksheets are based on simple question-based substitution tables e.g.:

Are	bananas	red?
	okras	yellow?
	peppers	green?
	tomatoes	brown?
	yams	

Yes they are.
No they aren't.

This substitution tables could generate 20 questions. Learners are expected to work in pairs to ask each other the questions orally before writing them. This oral work is an essential part of learning a language and completing a worksheet so will not be so effective if this oral work is omitted.

I use substitution tables frequently both because they ensure a great deal of repetition and also because they show sentence patterns very clearly.



**Racing to English
Activity 5b**

Fruit

**Picture
Dictionary**



apples



dates



pears



bananas



lemons



pineapples



cherries



oranges



strawberries



coconuts



peaches



watermelons



bananas



cherries



strawberries



apples



pineapples



pears



coconuts



watermelons



oranges



dates



lemons




peaches



Racing to English
Activity 5b

Fruit

Worksheet 1
copy work

l	 lemons	<p>lemons</p> <hr/>
d	 dates	<p>dates</p> <hr/>
c	 coconuts	<p>coconuts</p> <hr/>
p	 pineapples	<p>pineapples</p> <hr/>
p	 peaches	<p>peaches</p> <hr/>



Racing to English Activity 5b	Fruit	Worksheet 2
--	--------------	--------------------

Draw the lines

				
water melons	cherries	apples	oranges	pears

Translate these words into your first language

English	First language:
apples	
oranges	
bananas	

English	First language:
coconuts	
pineapples	
lemons	

Now find these words in the wordsearch:

- coconut
- banana
- cherries
- apple
- orange
- pear
- lemon
- water
- melon
- dates

c	a	p	p	l	e	c
h	o	p	e	a	r	o
e	r	l	w	m	d	c
r	a	e	a	e	a	o
r	n	m	t	l	t	n
i	g	o	e	o	e	u
e	e	n	r	n	s	t
s	b	a	n	a	n	a



Racing to English Activity 5b	<h1 style="margin: 0;">Fruit</h1>	Worksheet 3
--	-----------------------------------	--------------------

What colour are these fruits?



Ask your friend some questions.

What colour are	oranges? pears? coconuts? watermelons? dates? cherries? strawberries? lemons? bananas?
-----------------	--

They are	brown. green. green and yellow. orange. red. red and black. yellow.
----------	---

Now write the questions and answer them.

Ask your friend some questions:



Do you like	oranges? pears? coconuts? watermelons? dates? lemons? bananas?
-------------	--

Yes I do. No I don't. I don't know.

Now write the questions and answer them.



Racing to English Activity 5b	<h1 style="margin: 0;">Fruit</h1>	Worksheet 4
--	-----------------------------------	--------------------

	
<p>This apple is red on the <u>outside</u>.</p>	<p>Apples are white on the <u>inside</u>.</p>

Read the sentences to your friend:

Bananas Dates Coconuts Oranges Pears Pineapples Strawberries Watermelons	are	brown green orange red yellow	on the outside and	brown orange red white yellow	on the inside.
---	-----	---	--------------------	---	----------------

Now write the sentences.